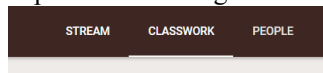


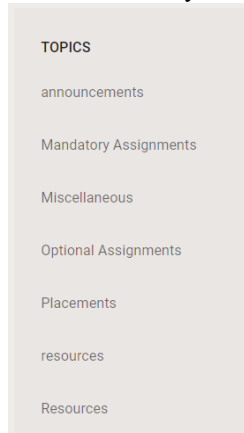
NOTE: we have posted the video explanation in your google classroom itself. if you are not part of the google classroom please drop an email at team@appliedaicourse.com

1. Please check out your google classroom: classroom.google.com

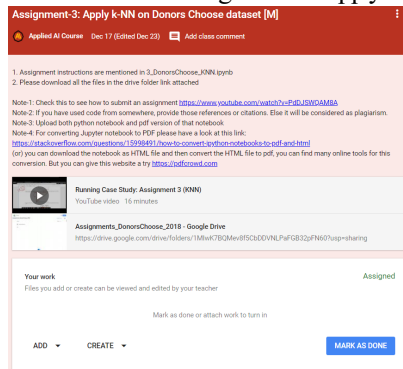
2. please find the assignments here: CLASSWORK



or here: Mandatory Assignments



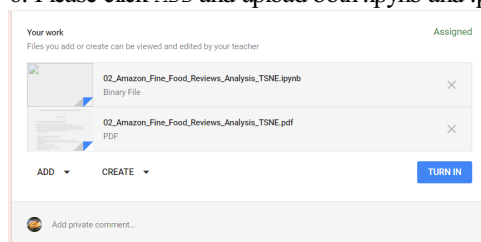
3. Check out the Assignment-3: Apply K-NN



4. Read the instruction that are mentioned in the assignment notebook, you HAVE TO download the notebooks that are mentioned in the assignment instructions and write your code in THE SAME NOTEBOOK.

5. Once you have completed the Assignment based on the guidelines, please submit your files (.ipynb version of your notebook along with the .pdf version of notebook)

6. Please click ADD and upload both .ipynb and .pdf files and then press TURN IN .



7. Please find sample notebook with the proper flow: <https://drive.google.com/open?id=1j0xJr80XIDZkOKNfl4nvPZxArc9bo7zm>